

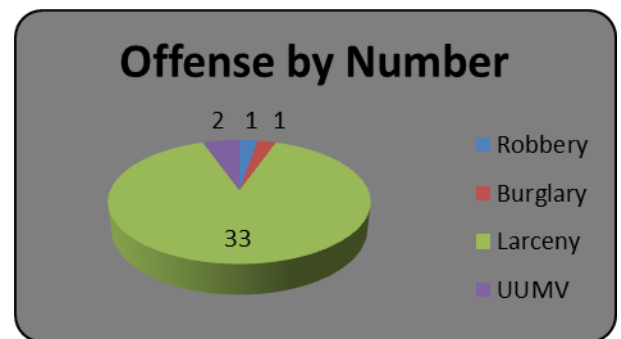


Cedar Hill Police Department Activity Measurement Report

During the period 1/11/18 to 1/21/18 the Cedar Hill Police Department investigated 37 Part 1 Offenses in the following categories.

The chart below reflects the number of the offenses.

Robbery	1
Burglary	1
Larceny/theft	33
UUMV	2



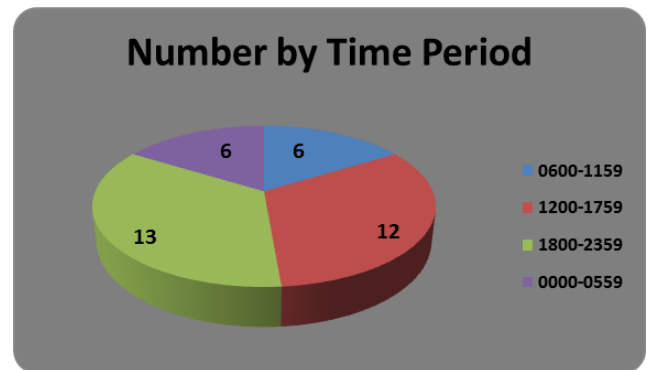
The chart below reflects the number of offenses per Patrol Beat

CH 1	5
CH2	8
CH3	8
CH4	4
CH5	12



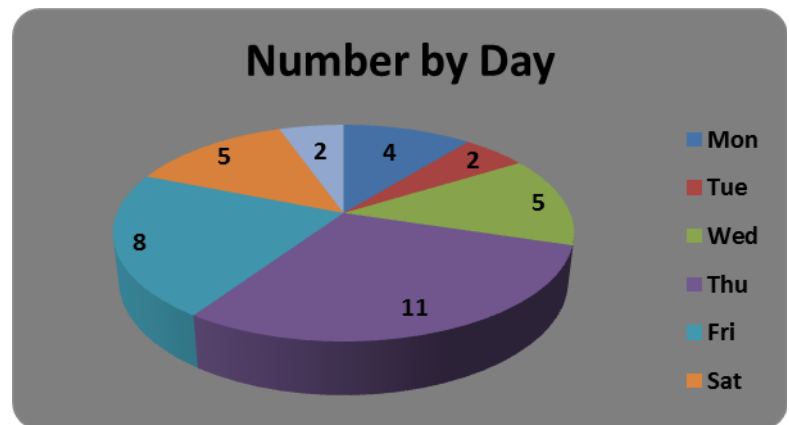
The chart below reflects the time period the offenses were committed.

0600 – 1159	6
1200 – 1759	12
1800 – 2359	13
0000 – 0559	6



The chart below reflects the day of week the offenses were committed.

Monday	4
Tuesday	2
Wednesday	5
Thursday	11
Friday	8
Saturday	5
Sunday	2



Part 1 Offenses

- 1. Criminal Homicide:**
 - a. Murder and non-negligent manslaughter**
 - b. Manslaughter by negligence**
- 2. Forcible rape:**
 - a. Rape by force**
 - b. Attempts to commit forcible rape**
- 3. Robbery**
 - a. firearm**
 - b. Knife or cutting instrument**
 - c. Other dangerous weapon**
 - d. Strong-arm—hands, fists, feet, etc**
- 4. Aggravated assault:**
 - a. Firearm**
 - b. Knife or cutting instrument**
 - c. Other dangerous weapon**
 - d. Hands, fists. Feet, etc. – aggravated injury**
- 5. Burglary:**
 - a. Forcible entry**
 - b. Unlawful entry—no force**
 - c. Attempted forcible entry**
- 6. Larceny-theft (except motor vehicles)**
- 7. Motor vehicle theft:**
 - a. Autos**
 - b. Trucks and buses**
 - c. Other vehicles**
- 8. Arson:**
 - a.-g. Structural**
 - h.-i. Mobile**
 - j. Other**

BEAT	CH1	CH2	CH3	CH4	CH5	TOTALS
MURDER	0	0	0	0	0	0
RAPE	0	0	0	0	0	0
ROBBERY	0	0	0	0	1	1
AGG ASSAULT	0	0	0	0	0	0
BURGLARY	0	0	0	1	0	1
LARCENY	5	6	8	3	11	33
MOTOR VEHICLE THEFT	0	2	0	0	0	2
TOTALS	5	8	8	4	12	37

